



COOK


# RICE COOKING POT



## HOW TO MAKE RICE

1. Rinse rice several times, drain and place in pot.
2. Pour fresh water into pot and allow rice to soak for 30 mins.
3. Place on medium heat for 7-10 mins, until pot lid whistles.
4. After boiling and hear whistle blowing sound (or you see bubbling inside the pot), wait for 1 minute then stop the heat.
5. Remove from heat and allow rice to sit for 15 mins.

## HOW TO USE





**GNR-150-B**  
C/T6 803855  
W210 / D174 / H190  
top opening diameter 150  
for 2-4 servings





**GNR-200-B**  
C/T4 803862  
W270 / D230 / H210  
top opening diameter 200  
for 4-6 servings



**GIS-200**  
C/T6 803992  
W260 / D216 / H200  
top opening diameter 208  
full capacity 2,800ml  
for 2-6 servings



**GO-2B**  
C/T12 803824  
W190 / D190 / H87  
for 4 servings

	GAS 	INDUCTION 
<b>GNR</b>	<input type="radio"/>	<input checked="" type="checkbox"/>
<b>GIS</b>	<input type="radio"/>	<input type="radio"/>
<b>GDN</b>	<input type="radio"/>	<input checked="" type="checkbox"/>
<b>MIS</b>	<input type="radio"/>	<input type="radio"/>



**GDN-165-B**  
C/T12 803619  
φ210 / H140  
top opening diameter 165  
full capacity 700ml



**GDN-225-B**  
C/T6 803626  
φ275 / H170  
top opening diameter 225  
full capacity 2,000ml



**GDN-255-B**  
C/T4 803633  
φ310 / H185  
top opening diameter 255  
full capacity 3,000ml



**MIS-23**  
C/T6 803978  
φ285 / H144  
top opening diameter 225  
full capacity 1,900ml



**MIS-26**  
C/T6 803985  
φ315 / H156  
top opening diameter 255  
full capacity 2,600ml





**SMG-120-PGR**  
 C/T48 708044  
 φ55 / H153  
 top opening diameter 37  
 practical capacity 120ml  
 for sesame



**SMS-120-B**  
 C/T48 708037  
 φ55 / H153  
 top opening diameter 37  
 practical capacity 120ml  
 for salt & pepper



**new**

**DBS-120-PGR**  
 C/T24 532441  
 φ55 / H135  
 top opening diameter 37  
 practical capacity 120ml



**DBS-120B**  
 531208



**new**

**DBS-240-PGR**  
 C/T24 532465  
 φ55 / H203  
 top opening diameter 37  
 practical capacity 240ml



**DBS-240B**  
 531215



**MXP-900**  
C/T12 420335  
φ156 / H102  
top opening diameter 156  
full capacity 900ml



**MXP-1500**  
C/T12 420342  
φ187 / H115  
top opening diameter 187  
full capacity 1,500ml



**MXP-2200**  
C/T12 420359  
φ210 / H120  
top opening diameter 210  
full capacity 2,200ml



**SYTN-2518-OW**  
C/T18 761742  
S: W114 / D112 / H53 φ105  
M: W142 / D138 / H65 φ131  
L: W170 / D168 / H78 φ160  
full capacity  
250ml / 600ml / 1,200ml



**SYTN-2518-R**  
C/T18 761759



**MJP-500-GR**  
C/T12 530591  
W173 / D128 / H123  
top opening diameter 128  
practical capacity 500ml



**MJP-250-GR**  
C/T12 530584  
W155 / D109 / H98  
top opening diameter 109  
practical capacity 250ml



**CMJW-500**  
C/T24 530324  
W150 / D105 / H120  
top opening diameter 105  
practical capacity 500ml



**CMJW-200**  
C/T24 530331  
W118 / D81 / H87  
top opening diameter 81  
practical capacity 200ml





**KB-1318**

C/T18 021495

SS W86 / D82 / H50 / top opening diameter 82

S W113 / D105 / H60 / top opening diameter 105

M W137 / D131 / H70 / top opening diameter 131

practical capacity 100ml / 200ml / 400ml



**KB-2518**

C/T18 093270

SS W86 / D82 / H50 / top opening diameter 82

S W113 / D105 / H60 / top opening diameter 105

M W137 / D131 / H70 / top opening diameter 131

L W168 / D160 / H80 / top opening diameter 160

practical capacity 100ml / 200ml / 400ml / 800ml



**TGS-800-T**

C/T12 097896

φ102 / H135

top opening diameter 96

full capacity 800ml



**DP-600-W**

C/T24 748378

W154 / D115 / H130

top opening diameter 105

practical capacity 600ml



Pot for easy extraction of stock in the microwave The large strainer reaches the bottom of the pot, ensuring that stock is extracted thoroughly, and can also be hooked onto the top of the pot to extract every last drop. The wide opening improves hygiene by allowing for easy cleaning. Comes with original recipes.